

FLOOR ON THE WALL

REVOLUTIONARY WALL-CLADDING SYSTEMS

Unilin's floor on the wall solutions offers **two quick and easy systems to mount flooring panels to a wall** without using glue, with the added benefit of allowing **expansion of the panels**. This ready-made solution for wall panels creates a unique visual element.

The systems are perfectly compatible with the **high performing Unilin locking systems** on laminate and SPC flooring without any specialized tools. Dismantling and re-use is possible, making this technology the **ideal circular innovation**. The panels simply click into each other and are **easier and faster to install** than traditional wall-cladding systems.


FLOOR ON THE WALL - OPTION 1:

UNIQUE PAD ATTACHED

Wallpad enables the installation of standard floor panels with a specially positioned **attached underlayment that serves as a stapling area to secure the panels to the wall**. The Wallpad panels are suited for multiple wall types.

This **simple but ingenious system** creates a ready-made solution to finish interior walls and can also be used for flooring. The underlayment is offset to create space to staple it to the wall. This extra piece of padding then covers the underside of the panel above. This ensures all of the panel has an **underlay and allows for installation both horizontally and vertically**.

The **Unilin click system offers the same high performance locking** as for flooring. The attached pads of the panels are stapled or screwed to secure them to the wall and have been designed to allow for dimensional expansion of the panels.



EFFICIENT AND VERSATILE SOLUTION

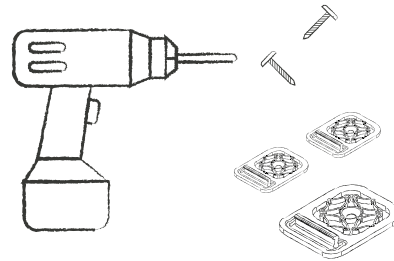
- Requires no special tools, only a staple gun
- Allows for expansion of the panels
- Integration possible on all standard floor panels, no extra SKU's
- All-in-one system: Clean, quiet and dust free installation
- Suited for different flat wall types
- Circular innovation: re-usable wall panels

FLOOR ON THE WALL - OPTION 2:

JUST CLIP IT

Uniwall is installed using **specialized clips that allow for expansion because of an ingenious flexible mounting method**. The system is compatible with the high performing Unilin locking systems which enable the connection of a clip to the floor board and the wall.

The clips and wall system can be used to attach any type of floors to **multiple wall types**. After locking in the floor board, the clip is attached to the joint and then screwed into the wall or stud.




UNIWALL 
PATENTED TECHNOLOGY

EFFICIENT AND VERSATILE SOLUTION

- Easy to install
- Allows for expansion of the panels
- For different materials: SPC, Laminate,...
- All-in-one system: Clean, quiet and dust free installation
- Suited for different wall types
- Circular innovation: re-usable wall panels



ADVANTAGES OF FLOOR ON THE WALL



FAST & INTUITIVE INSTALLATION



CIRCULAR SOLUTION



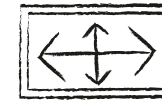
NO GLUE NEEDED



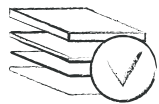
DIY-FRIENDLY



CLEAN INSTALLATION




CAN EXPAND FREELY



SUITABLE FOR ALL MATERIALS



INVISIBLE CONNECTIONS



FLOOR AND WALL IN SAME DESIGN

 **UNILIN** TECHNOLOGIES
FOR SMART LIVING

Interested in this innovative technology? Contact us to become a licensed partner!

Vredestraat 57, 8790 Waregem (Belgium) | +32 (0)56 67 56 67 | info.technologies@unilin.com | www.unilintechnologies.com



 More info
and videos